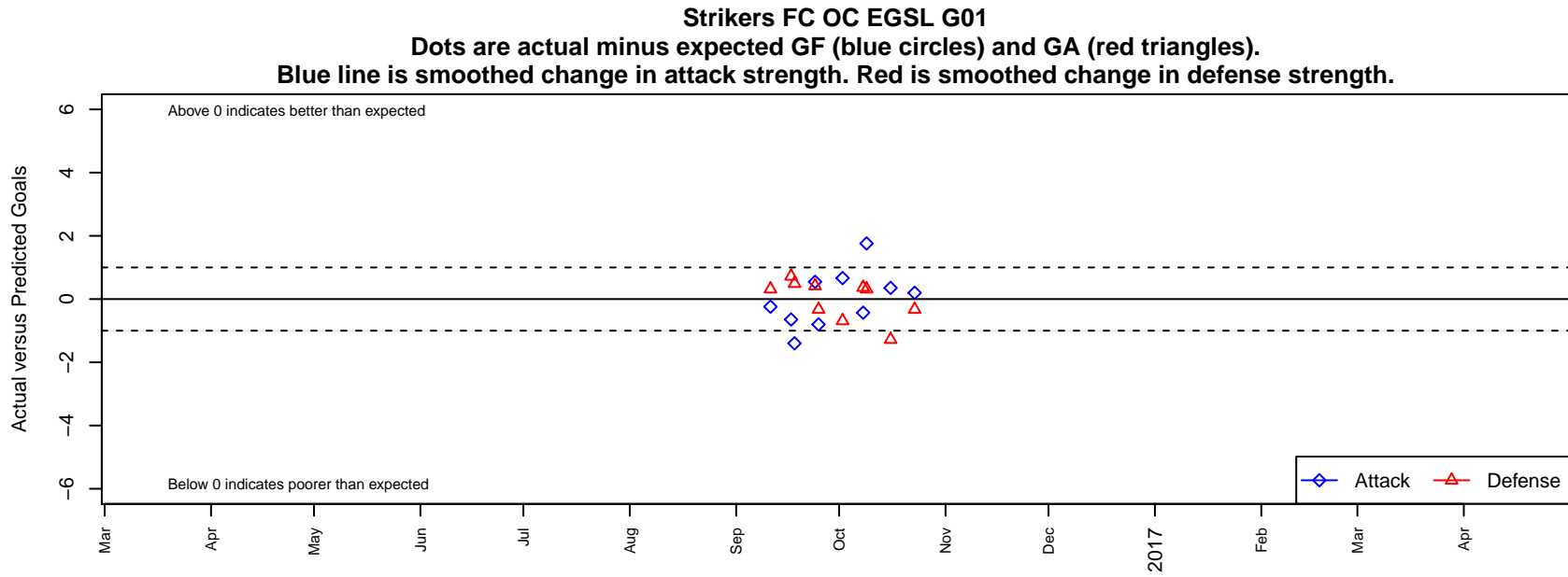


Strikers FC OC EGSL G01

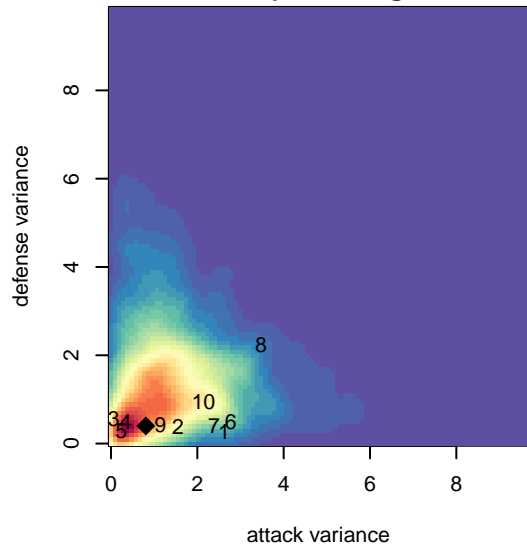
, CAS
G01 total strength=1958
attack=41.51 defense=73.78
fall league = SCDL FI1 U16

alt names used:
STRIKERS FC OC BLACK
STRIKERS FC OC BLACK
STRIKERS FC OC EGSL

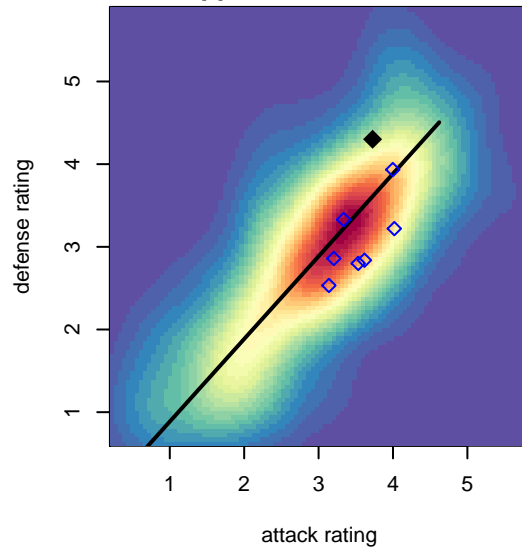
Venues played:
2016 SCDL FI1 U16



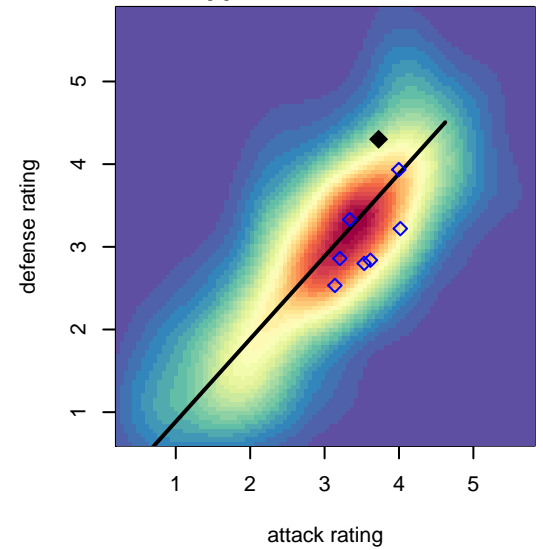
**attack and defense variance (black dot)
relative to other teams
and top 10 in region**



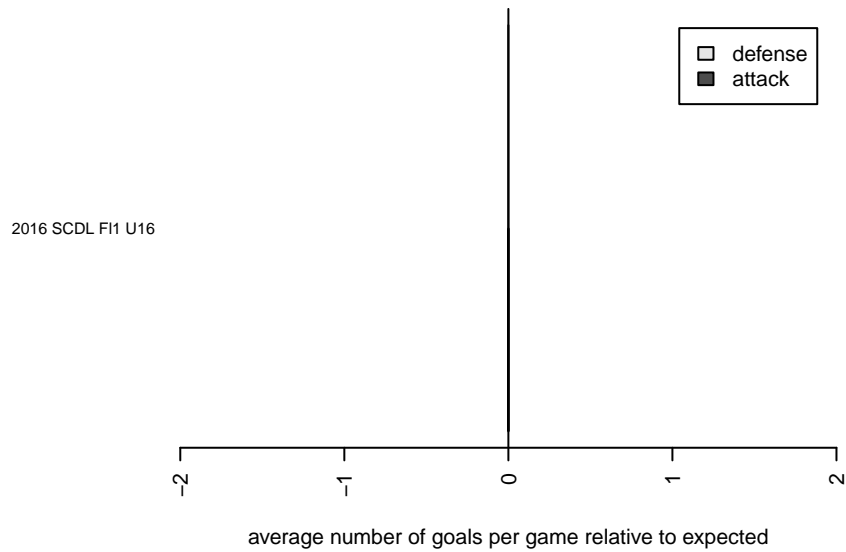
**attack and defense rating
relative to others at age
and all opponents in last 13 months**



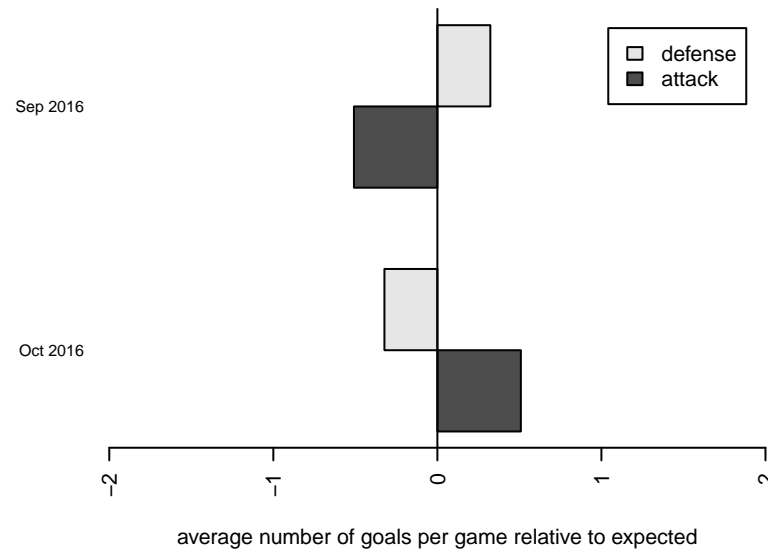
**attack and defense rating
relative to others at age
and all opponents in last 13 months**



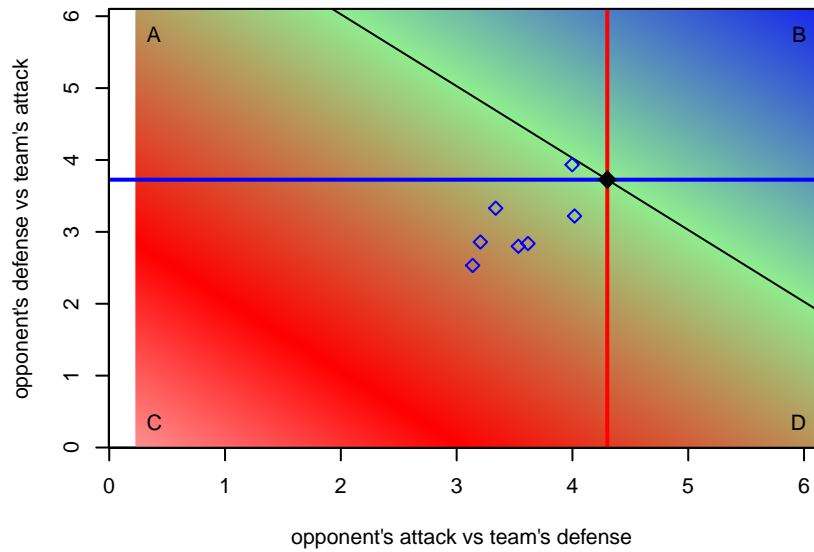
Performance relative to 13 month average



Performance relative to 13 month average



Distribution of opponents
 Red = Lose zone, Blue = Win zone, Green = Even
 Black line separates win/lose zones



lot. A=Neither has attack advantage, B=Opponent has both attack and defense advantage, C=Opponent has both attack and defense disadvantage, D=Both have

date	home		away		venue	pred.home	pred.away
2016-10-23	Strikers FC OC EGSL G01	1	San Diego Surf Academy EGSL G01	1	2016 SCDL F11 U16	0.80	0.67
2016-10-16	Arsenal FC SD Elite G01	2	Strikers FC OC EGSL G01	2	2016 SCDL F11 U16	0.72	1.65
2016-10-09	Strikers FC OC EGSL G01	5	Slammers FC EGSL G01	0	2016 SCDL F11 U16	3.24	0.32
2016-10-08	South Slammers FC Black G01	0	Strikers FC OC EGSL G01	1	2016 SCDL F11 U16	0.37	1.43
2016-10-02	Strikers FC OC EGSL G01	3	West Coast FC EGSL Murphy G01	1	2016 SCDL F11 U16	2.34	0.31
2016-09-25	San Diego Surf Academy EGSL G01	1	Strikers FC OC EGSL G01	0	2016 SCDL F11 U16	0.67	0.80
2016-09-24	Strikers FC OC EGSL G01	3	So Cal Blues Farrell G01	0	2016 SCDL F11 U16	2.45	0.42
2016-09-18	Pateadores RSM G01	0	Strikers FC OC EGSL G01	1	2016 SCDL F11 U16	0.49	2.40
2016-09-17	Strikers FC OC EGSL G01	1	Arsenal FC SD Elite G01	0	2016 SCDL F11 U16	1.65	0.72
2016-09-11	Slammers FC EGSL G01	0	Strikers FC OC EGSL G01	3	2016 SCDL F11 U16	0.32	3.24